

ds

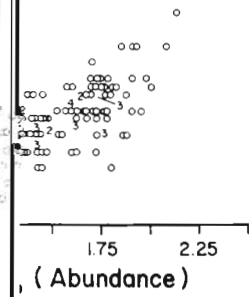
ppare
(flat
) and
bun-
o as-
ed in
981).
erac-
d co-
mmu-
nt be
other.
y are
o. are
astro,
male
ently
ntra-
been
, and
ively
, we
lbert,
irs of
h the
egel-

oader
their
d not
a few

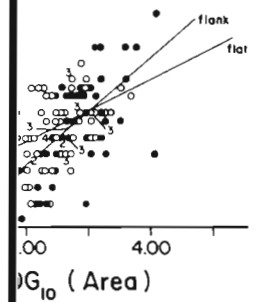
1
2
3
4
5
6
7
8
9
10
11
12

13
14
15
16
17
18
19
20
21
22
23
24
25
26
27
28
29
30
31
32
33
34
35
36
37
38
39
40
41
42
43
44
45
46
47
48
49
50
51
52
53
54
55
56
57
58
59
60
61
62
63
64
65
66
67
68
69
70
71
72
73
74
75
76
77
78
79
80
81
82
83
84
85
86
87
88
89
90
91
92
93
94
95
96
97
98
99
100

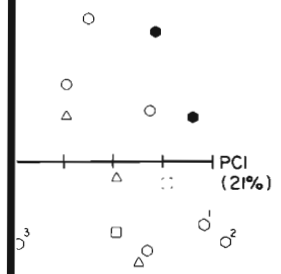
B



D



F



esome in analyses of
 at effect depends on
 e Johnson-Neyman
 936; Huitema, 1980)
 geneous slopes and
 val (Table 2). Within
 the flank and flat
 tly. Above the inter-
 steeper slope) have
 l, reef flat samples
 ecies rich. The non-
 om 2.34 to 6.82 (log
 ge of collected data.
 egression slopes are
 s does not differ over

Table 1. Analy

Y-variable
Species Number
Species Number
Abundance
Species Number
Significance

Table 2. Co

Adjusted me parentheses
Season
Jan
Apr
Jun
Aug
Pairwise com significant v mean abunda
Contrast
Jan-Apr
Jan-Jun
Jan-Aug
Apr-Jun
Apr-Aug
Jun-Aug
Scheffe's con
January-Apr (dry season)
April-June/J
Johnson-Ney geneous slop interval, the
Model
Species-area Individuals-a
* < .05
** p < .01

p < .01
factor

To s
lation
selecte
the ab
negati
(1969)
leadin
specie
ation l
sence
late th
tion.

How
measu
can be
dances
lations
correla
head s
covari
of othe
compa

Corr
were e
assum
son, th
the oth

Table 4

<i>Tra</i>
<i>ferr</i>
<i>Tra</i>
<i>cora</i>
<i>Tra</i>
<i>fori</i>
<i>Alp</i>
<i>lott</i>
<i>Har</i>
<i>dep</i>
<i>Fen</i>
<i>cha</i>
• <
•• <

ngthy low-
 may affect
 pods. The
 fers in both
 om that of
 on the reef
 affect the
 ory experi-
 migration
 e of carnit-
 t for lower
 pod associ-
 ss common
 n, 1980).
 re evident,
 ecies rich-
 s constant
 ty changes
 cycle in the
 ng, because
 ii are rela-
 upwelling
 hanges are

ding abun-
 abundance
 ecies-area
 esence-ab-
 c compari-
 founded by

ad, species
 occurrence
sensu Cas-
 of detecting
 st that most
 ted if indi-
 l randomly
 ld produce
 nisms are
Pocillopora
 coral heads
 than single
apezia, the
 e species of
 emale pairs

ed to detect
 ng species'
 plained by
 ovary inde-
 e similar to
 l amphipod
 (1981) for

shr
any
dar
see
A
mo
sig
cor
pos
tive
T. J
hea
T
ana
(19
neg
bec
ass
197
and
cor
Occ
hav
bet
stri
spe
bot
sca
ree
B
rep
sig,
era
and
strc
inte
stat
gui
pro
neg
maj
inte

Ack
Uva
and
mar.

Abe
t
C
Abe
r
H

Filey and

common-

in among
as. Ph. D.

inpetition
and crabs.

A. (1982).
phic rela-
and deep-
decapod
a, XXIV.

hyperiid
Central

l related
on, K. L.,
pollution
s, ASTM
150-165
New York,

eractions
colonies.

tions and
environ-