




Participant Courses completed	
Total	7,625
Domestic	4,772
International	3,403
Participant Courses completed	
Total	14
Domestic	12
International	2
Participant Courses completed	
Total	21
Domestic	19
International	2
Participant Courses completed	
Total	1,223
Domestic	1,000
International	223
Participant Courses completed	
Total	4,234
Domestic	3,403
International	831
Participant Courses completed	
Total	2,087
Domestic	1,790
International	297
Participant Courses completed	
Total	59,261
Domestic	57,790
International	1,471

Cumulative Human Feed Data

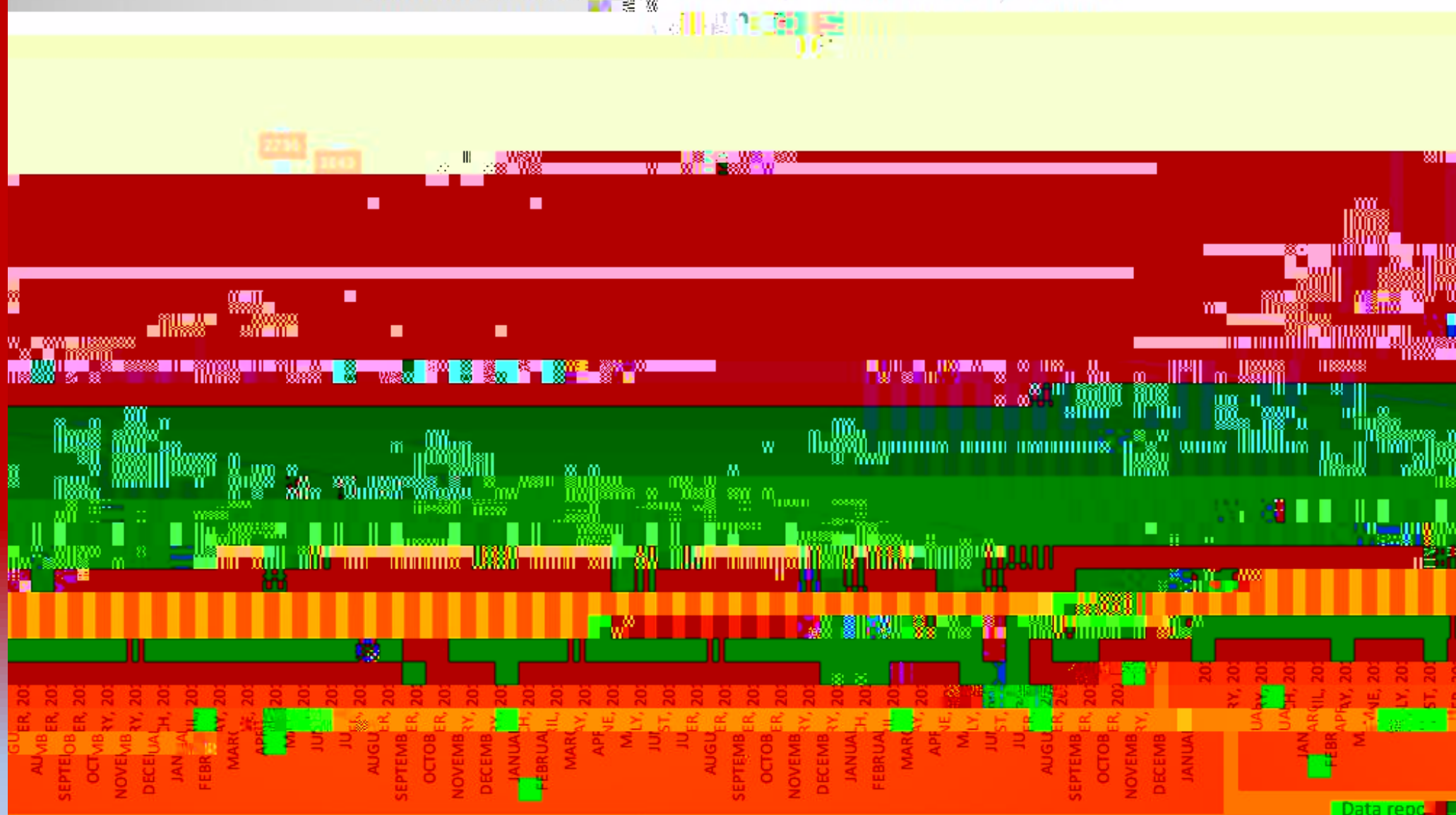
Human Feed Blended

Category	Domestic	International	Total	Part 2 C
Certificates Issued	1,925	193	2,118	Part 2 C
Courses Completed	304	97	401	Part 2 C

Human Food Total PCQI Certificates By Month... with Trendline




Human Food Domestic DCOI Certificates By Month



Data for the past 2-3 months are subject to change due to lag in submission of course rosters by instructors. Data reconciled quarterly.


Human Food International PCQL Certificates By Month..

World Tre



Human Food Lead





Human Food Courses by Country




Data reported for the past 2-3 months are current

© GeoNames, HERE, MSFT, Microsoft, NavInfo

Cumulative Animal Feed Data	
Animal Feed	
Total	0,172
Certificates issued to date	
Domestic	8,541
International	932
Total	321
Leads	250
Domestic	71
International	
Total Participant Courses Registered	
Domestic	1,227
International	130

Animal Food Total PCQI Certificates By Month



SVP

Certificates issued to date

Total


6,670

6,670

Category	Count
Category 1	1,000
Category 2	1,000
Category 3	1,000
Category 4	1,000
Category 5	1,000
Category 6	1,000
Category 7	1,000
Category 8	1,000
Category 9	1,000
Category 10	1,000
Category 11	1,000
Category 12	1,000
Category 13	1,000
Category 14	1,000
Category 15	1,000
Category 16	1,000
Category 17	1,000
Category 18	1,000
Category 19	1,000
Category 20	1,000
Category 21	1,000
Category 22	1,000
Category 23	1,000
Category 24	1,000
Category 25	1,000
Category 26	1,000
Category 27	1,000
Category 28	1,000
Category 29	1,000
Category 30	1,000
Category 31	1,000
Category 32	1,000
Category 33	1,000
Category 34	1,000
Category 35	1,000
Category 36	1,000
Category 37	1,000
Category 38	1,000
Category 39	1,000
Category 40	1,000
Category 41	1,000
Category 42	1,000
Category 43	1,000
Category 44	1,000
Category 45	1,000
Category 46	1,000
Category 47	1,000
Category 48	1,000
Category 49	1,000
Category 50	1,000
Category 51	1,000
Category 52	1,000
Category 53	1,000
Category 54	1,000
Category 55	1,000
Category 56	1,000
Category 57	1,000
Category 58	1,000
Category 59	1,000
Category 60	1,000
Category 61	1,000
Category 62	1,000
Category 63	1,000
Category 64	1,000
Category 65	1,000
Category 66	1,000
Category 67	1,000
Category 68	1,000
Category 69	1,000
Category 70	1,000
Category 71	1,000
Category 72	1,000
Category 73	1,000
Category 74	1,000
Category 75	1,000
Category 76	1,000
Category 77	1,000
Category 78	1,000
Category 79	1,000
Category 80	1,000
Category 81	1,000
Category 82	1,000
Category 83	1,000
Category 84	1,000
Category 85	1,000
Category 86	1,000
Category 87	1,000
Category 88	1,000
Category 89	1,000
Category 90	1,000
Category 91	1,000
Category 92	1,000
Category 93	1,000
Category 94	1,000
Category 95	1,000
Category 96	1,000
Category 97	1,000
Category 98	1,000
Category 99	1,000
Category 100	1,000

		Enrolled into ESVD Part 4		Total
		Domestic	International	Total
10	Part 1 Course Completions	10	0	10

FSVP Total Certificates By Month with Trendline



Cumulative IAVA Data

IAVA

Certificates issued to date	
Total	1015
Domestic	993
International	22
Total	220
Domestic	200
International	20
Total	99
Domestic	73
International	26
Total	20
Domestic	20
International	0
Total	74
Domestic	56
International	18
Total	14
Domestic	14
International	0
Total	4
Domestic	4
International	0
Total	1
Domestic	1
International	0



