

Table of Contents

Part 1 Starting Out

	Pages(s)	White	Red	Blue
Signatures for Goal Setting	3			
Goals for the Year	3			
Financial Agreement	4			
Barn Equipment and Supplies Inventory	5			
Flock Summary	6			

Part 2- All Through the Year

Ewe 4-H Sheep Record(s)/ Life Time Lambing Record(s)	8			
Ram 4-H Sheep Record(s)/Health Record(s)	9			
Life Time Ewe Health Record	10			
Life Time Sheep Shearing Record(s)	11			
Life Time Showing Record(s)	12			

*Sheep

(Make copies of this page as needed)

Flock Summary

Name of Animal ID number or Tattoo	Date of Birth	Sex	Breed	Date of Purchase Or Flock Lamb	How left flock and date it left	Value:	Value:
Registration number						Start of Project Year	End of Project Year
						\$	\$
						\$	\$
						\$	\$
						\$	\$


(Make copies of this page as needed)

Part II: All through the Year

During the year, you should keep track of many pieces of information regarding your sheep project. The following forms are designed to help you track your animal's genetic background, health, lambing history, wool crop, showing record, financial expenses, and income. If you try to remember the records at the end of the year, you will not do a good job. You need to work on collecting and writing down the needed information throughout the year. Information should be kept on each of your project

Ewe's Name And/or Flock #	Sire	Sire	Sire
	<div style="border: 1px solid black; padding: 5px; width: fit-content; margin: 0 auto;"> Ewe Picture here </div>	Dam	Dam
Birth date		Dam	Sire
	Da	Dam	Dam





d

Sheep Breeding Record

(Required for seniors (Level 4) only.)

Ewe	Date	Ram
Name or	Bred	
ID.		
number		

[E] Expenses: (Add pages as needed) Expenses are divided into four categories:

E1- Equipment expenses


E2- Feed Expenses- Remember that the cost of feed equals the number of pounds of feed x price per pound. When homegrown feed is used, list feed cost at the market value.

E3- Health/Medical expenses -Including veterinary and medicine

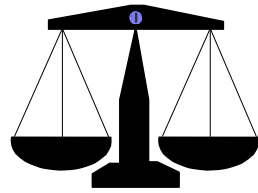
E4- other expenses-e.g. purchasing of animals, workshop fees, transportation fees,

Date	Description of expense (include quantities)	Costs Equipm
------	---	-----------------

Date



**ation of expense
e quanti**



[P] Total Profitability

If your project earned more money than ~~4nB5/T12 C EMC /P /MCID 7 BDC EMC /P /MCID 8 BDh233.81 658.~~

Wool/Fleece Profitability Record

(Required for seniors (Level 4) who raise wool sheep.)

Ewe Name or ID. number	Date Shorn	Weight of Total Fleece	Weight of Skirted Fleece	Price per lb.	# of lbs. sold	Awards received	Total Receipts Per Fleece
Ex.: Bess	3/2/04	8 lbs.	6 lbs.	3.00	6 lbs.	Rutland blue ribbon \$6.00	\$24.00

Sheep Activities I have participated in without my sheep:
Include club project meeting work, knowledge contests, workshops, etc.



on of activity	Date of activity	Location	Level of activity: Club, County, Regional, State
----------------	------------------	----------	--

Year E

What compounds were used to treat for internal parasites?

Were sheep treated for external parasites? How?

What did you feed your sheep? (Remember to include concentrates, minerals, and roughage)



Review of Project Year Goals

Look back at your goals from the beginning of the year. How well did you meet your goals? Did you add new goals during the year? If you did, include them in your review below.

Goals for the year	How well did each get met?
Example: I will learn how to give a public presentation	I went to a workshop and I watched older club members make presentations. I picked a topic and developed a presentation that I presented to my club and at the fair. I received a red ribbon. The judge commented that I should have a poster she said that I had good information. Next year I am going to do a presentat

End of year signatures

By signing below, I am stating that I have completed this record book myself and, to the best of my knowledge, the information included is correct.

<hr/>	
4-H Member Signature	Date

By signing below, I am stating that I am familiar with this work and, to the best of my knowledge, the member completed this record book and the information included is correct.

<hr/>	
Parent	Date
<hr/>	
4-H Club Leader	Date



Intermediate Skills	
S-16	Identify parts of a ruminant digestive tract
S-17	Identify the nutrients that different feeds provide
S-18	Learn and practice prevention techniques for better sheep health
S-19	Learn and how to correct abnormal birth positions
S-20	Identify internal and external parasites in sheep
S-21	Locate sheep information on the World Wide Web

Appendix B

Guidelines for the 4-H Sheep Project Record Book

Why complete a record book?

This record book has been created for members in the 4-H Sheep Project. Keeping a record book is an important part of the project. It will help you set goals for the project year, record your accomplishments, and guide your efforts.

A record book is not meant to be a chore. Instead, it is a way for you to learn. By keeping a record book, you will:

Learn how to organize yourself

Learn how to set reasonable goals for yourself

Appreciate what you have learned by working toward goals

Explain what you ve learned

Keep track of the costs of your project

Gather information needed to apply for awards and scholarships

Meet requirements to participate in some county, state, regional or national 4-H sheep events

Provide documentation for applications to college and employment

Each year, one record book is completed for all your proj

Life Time Shearing Record Additions will be made on this form each year. Fill in the information for each column. Maintain a Sheep Shearing Record on each animal in your flock that is shorn.

Life Time Showing Record Additions will be made on this form each year. A Showing Record will be maintained for each animal that is exhibited at a show during the project year. Fill in the information in each column for each class that the animal has been entered.

Expenses You will have spent on for .

--	--	--

2	lbs of gain	Determine the lbs. of gain by subtracting last monthly weight from the present body weight.
3	grain: # lbs. fed	Figure out how many pounds of grain that you fed your market lamb for the month. Example: 1/2 lb. multiplied by 30 days is 15 lbs
4	grain cost for month	Figure out how much your grain cost for the month: Divide cost of a bag of grain by the weight of the grain bag to determine the cost/lb.. Example: \$10.50/ 100lbs = \$ 0.105 Multiply the cost/lb by the number of pounds fed the lamb for the month.
5	hay: # of lbs. fed	Record the number of pounds of hay you fed the lamb during the month
6	hay cost for month	Figure out how much your hay cost for

In the **Year End Review: A Look Back** section of this record book, there are six forms to complete. Directions for each form follow.