




Matching



- _____ Founder
- _____ Ringworm
- _____ Warts
- _____ Colic
- _____ Ticks
- _____ Bot Fly

- A. Chronic form of bronchial asthma
- B. Blood test (for Equine Infectious Anemia)
- C. Foul smelling bacterial infection of the hoof
- D. Find these eggs in clusters on the legs of the horse
- E. Animal may show signs of abdominal pain
- F. Infectious skin disease caused by a fungus












Across

1. Circular skin lesions caused by fungi
4. Skin condition caused by mites
7. Abdominal pain usually originating in the gastrointestinal tract
10. A record of a horse's ancestry
13. Strangles
15. A stallion used for breeding
19. Lays eggs typically on the fetlock area of the leg
20. A bacterial degenerative disease of the hoof
21. Wind sucking
23. Study of inheritance and breeding
24. To stimulate immunity against a specific disease
25. Abnormal calcification of the pastern bones

Down


2. A disease that affects the cervical spinal cord of young horses
3. Also called sleeping sickness
5. Autopsy on a dead animal
6. A male horse that has been altered so it cannot be used for breeding
8. *Strongyloides westeri*
9. Organism that lives in a host animal
11. Hydrophobia



4-H Horse Activity #8



Word Search – Insoundness and Blemishes



- scars
- stall walking
- sweeney
- tail rubbing
- biting
- blemishes
- blindness
- cribbing
- hernia
- kicking
- knocked-down hip
- monkey mouth


SAFETY FIRST!
 Have safety talks in your club

Ideas for

- 1. How to catch, handle and lead
- 2. How to bridle, saddle and mount

- 1. How to catch, handle and lead
- 2. How to bridle, saddle and mount





4-H Horse Activity # 10



Teeth to Identify:

Parts of the hoof

Origin

Countries of

Region	SPAIN
Race/Breed	
Appearance	
Morgan	USA

RUSSIA

NETHERLANDS

FRANCE

GERMANY

SWITZERLAND


ENGLAND

ARABIA



Tennessee Walker

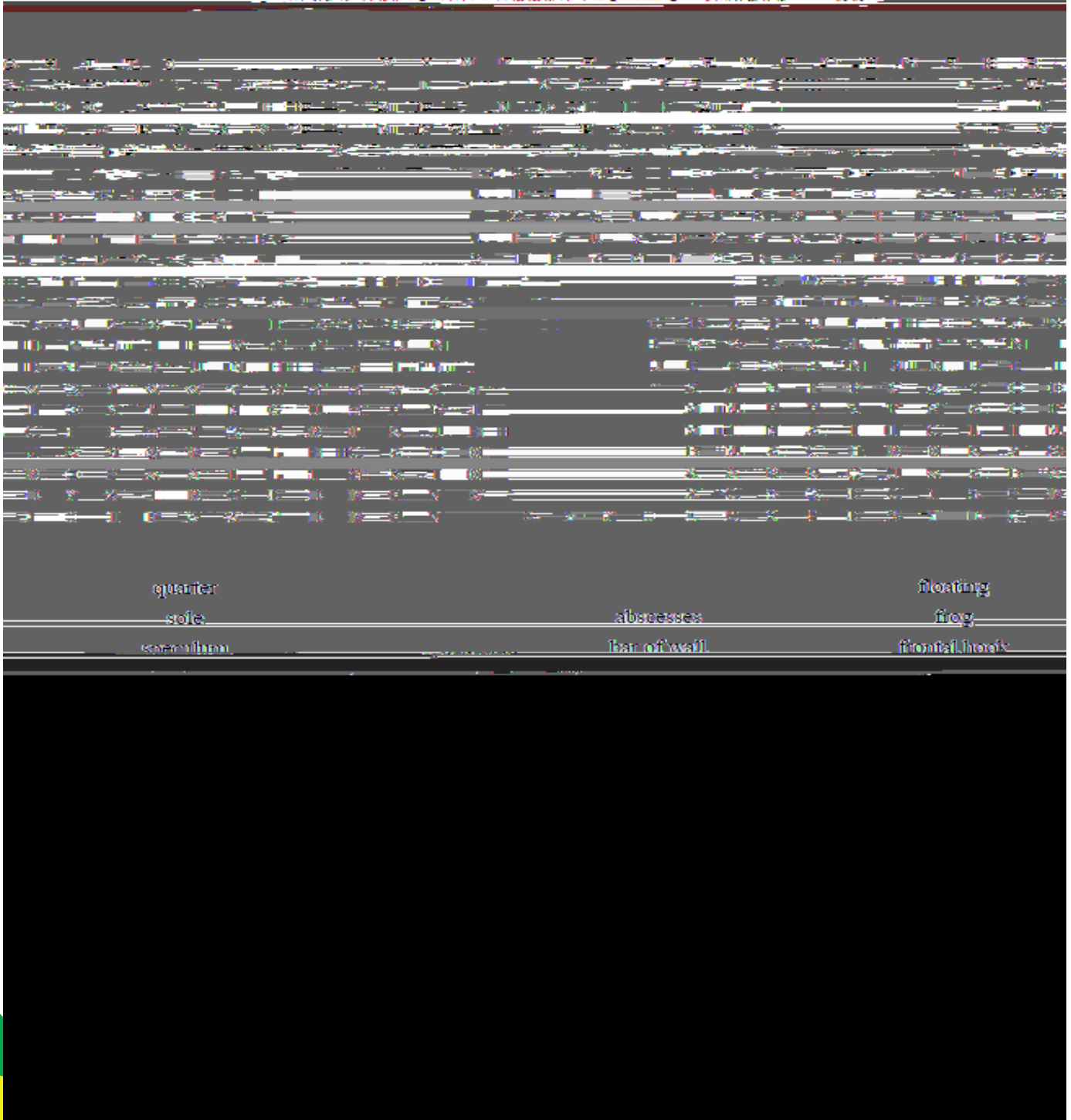

Created by Melinda Birch, April 2020

www.uvm.edu/extension/youth



Created by Melinda Birch, April 2020





quarter

sole

circum


floating

frog


abscesses


bar of wall

frontal lobe



4-





Horse _____
Date: _____ Age: _____ Gender: _____
Vaccinations: _____
Coggins Test: _____

Heart Rate: _____

Temperature: _____

Respiration Rate: _____

Appetite: _____

Attitude: _____

Behavior: _____

Movement (Gait): _____

Body Condition: _____

Skin and Coat: _____

Eyes: _____ Ears: _____ Testis: _____

Hooves: _____

Familiar work done: _____

Manure: _____



4-H Club activity

Assign each member a horse to check over.

Make sure first a couple of members check over the same horse.

Each member will come back to compare notes with group.

Created by Melinda Birch, April 2020